




READY-MIX CONCRETE PRODUCTS EPD



Dunedin Cemetery
Ecrete e10
Dunedin 20MPa 19mm

Managed By: Allied Concrete Ltd
EPD Process Certificate No: 1017
Verified Accreditation Body: Epsten Group Inc
EPD registration number: EPD-IES-0016170

Revision Date: 2024-09-10
Valid from: 2024-09-10
Valid until: 2029-09-10
Geographical scope: New Zealand



An EPD should provide current information and may be updated if conditions change. The stated validity is therefore subject to the continued registration and publication at www.epd-australasia.com. Environmental Product Declaration in accordance with ISO 14025 and EN 15804:2012+A2:2019/AC:2021.

Programme Operator: The International EPD® System | www.environdec.com
Regional Programme: EPD Australasia Limited | www.epd-australasia.com



Silverdale

Penrose

Hautapu

Nelson

Blenheim

Greymouth

Christchurch

Ashburton

Timaru

Wanaka

Queenstown

Cromwell

Alexandra

Dunedin

Mosgiel

Gore

Invercargill



Contents

| | |
|---|----|
| Introduction | 4 |
| About Allied Concrete | 4 |
| Ready-Mix Concrete | 5 |
| LCA Information | 6 |
| Data Quality | 8 |
| System Diagram | 9 |
| System Boundaries | 10 |
| End Product Description and Use | 11 |
| Environmental Performance | 12 |
| Environmental Information for 1m ³ | 16 |
| Previous Version | 20 |
| References | 21 |
| Programme Information | 22 |

Introduction

At Allied Concrete, we understand that the construction industry stands at the forefront of shaping a sustainable future. Our commitment is embedded firmly in the belief that we must operate today with a vigilant eye on tomorrow's legacy. We are proud to have received Australasia's first Environmental Product Declaration (EPD) in 2014, and we've been pioneering in our strides towards sustainability ever since.

We have a firm commitment to contributing to New Zealand's net-zero emission goal by 2050. We are dedicated to advancing progress with our specially engineered, low-carbon concrete that supports the integrity and resilience of our local architecture and infrastructure. We are already looking ahead at other ways to reduce our carbon footprint, such as reducing our heavy transport emissions, using hydrogen. Allied Concrete doesn't just provide materials; we deliver environmentally conscious solutions without compromising on the quality and performance that our clients have come to trust.

Our comprehensive suite of concrete solutions is backed by cutting-edge research and development, reflecting our dedication to sustainability and innovation. With our strategically located ready-mix plants and team of specialists, we ensure that each project is met with a tailored approach, considering the environment, budget, and technical requirements.

Join Allied Concrete on our journey as we pave the way to a greener industry and a more resilient New Zealand.

About Allied Concrete

At Allied Concrete, we've been setting the foundation for excellence since Bill Richardson founded our company in 1976. As a proud member of the HWR family a Southland-based collective with a rich history in the building industry we've grown from local plants in Invercargill and Gore to a nationwide leader in ready-mixed concrete, transport, and construction services.

Our journey has been marked by a commitment to technical innovation, recognised through numerous awards for our high-quality, consistent mixes. Leading the charge toward a greener future, we introduced Ecrete™, our low carbon, high-strength concrete in 2022, and were the first in Australasia to receive an Environmental Product Declaration in 2014.

With a network of plants across New Zealand and mobile units for major projects, Allied Concrete is at the forefront of delivering customised concrete solutions. Our dedicated team, the heartbeat of our operations, embodies our ethos providing a safe, supportive workplace is paramount in delivering the superior service we're known for.

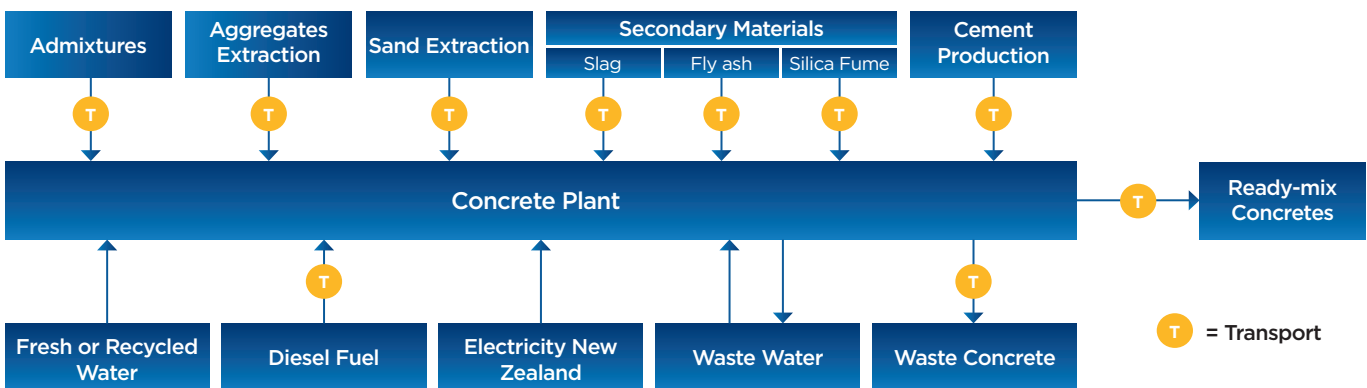
Embracing sustainability, we're paving the path for industry, ensuring today's construction doesn't compromise tomorrow's world. With Allied Concrete, you're choosing a partner that not only understands your needs but also shares your vision for a sustainable legacy.

Ready-Mix Concrete

Ready-mix concrete is produced at batching plants where controlled operations allow precise mix designs resulting in a product that is delivered to construction sites in a freshly mixed, plastic, or unhardened state.

Concretes categorised as Normal and Special are defined and made in accordance with NZS 3104:2021, to ensure that nominal strengths are achieved. This Standard covers the requirements for materials manufacture, testing and control of fresh concrete. NZS 3104:2021 ensures that the concrete produced is of a certain standard, which in turn ensures compliance with other related standards. This interconnectedness of standards helps maintain the integrity and safety of the construction industry in New Zealand.

Figure 1. Manufacturing Process



Normal Concrete

Concrete specified by 28-compressive strength with strength grades 17.5MPa to 50MPa and maximum aggregate size of 37.5mm.

Special Concrete

Concrete where additional requirements to those of normal concrete, such as mix design parameters (including cementitious content and the cementitious to water ratio or air content) at ages other than 28 days or outside the range of 17.5 MPa and 50MPa. Special concrete is typically specified in accordance with the technical parameters and performance requirements, which can include high strength/high-performances concrete, high durability, or marine application, post tensioned, high-pumpability, super workable, piling concrete, architectural off-form finishes and other decorative applications.

LCA Information

| | |
|------------------------------------|--|
| Declared Unit | 1 m ³ of ready-mix concrete |
| Manufacturing Location | Dunedin Cnr Butts/Anzac Avenue , Dunedin, 9016 |
| Time Representativeness | The plant data for the LCA is based on 2022 calendar year production data. The mix data for the LCA is based on 2024 calendar year production data. |
| Databases and Software Used | <p>The software used was SimaPro® LCA software (v 9.5.0.0). The inventory data for the processes are entered in the LCA software and linked to the pre-existing background data for upstream feedstocks and services. Inventory data was selected per the standards, in the following order of preference:</p> <ul style="list-style-type: none"> • Ecoinvent 3.9.1 database was used as the primary source for inventory data (Ecoinvent v3.9.1, 2023). At the time of this report, this Ecoinvent database version is less than 1 year old. • The Australian Life Cycle Inventory (AusLCI) v1.42 was compiled by the Australian Life Cycle Assessment Society (ALCAS) - this data will comply with the AusLCI Data Guidelines (Australian Life Cycle Inventory Database Initiative (AusLCI), 2023). At the time of this report, this AusLCI database version is less than 1 years old. • The Environmental Footprint (EF) database v3.1 is facilitated by the European Commission and developed by Ecoinvent, Sphera, Blonk, CEPE, and Pré Sustainability (Developer Environmental Footprint (EF), 2022). At the time of this report, this EF database version is around 1 years old. <p>The following impact categories were calculated manually for the foreground data:</p> <ul style="list-style-type: none"> • Use of renewable primary energy resources used as raw materials (PERM) • Use of non-renewable primary energy resources used as raw materials (PEN-RM) • Materials for recycling • Non-hazardous waste disposed. |
| Allocation | <p>Allocation was carried out based on physical relationships - annual production amount, by volume in m³. It's assumed that all kinds of ready-mix concrete products consume the same amount of resource and energy during production.</p> <p>One exception is the fuel consumption for mixing and loading in manufacturing plants. Allied Concrete performed a fuel burn diagnostic report on a typical mixing truck they owned. The fuel consumption for mixing and loading or loading only (for some plants) for 1 m³ product was diagnosed, calculated, and directly used without any allocation since it's measured per declared unit covered in this EPD.</p> |



| | |
|--------------------------------|--|
| <p>Cut-off Criteria</p> | <p>It is common practice in LCA/LCI protocols to propose exclusion limits for inputs and outputs that fall below a threshold % of the total, but with the exception that where the input/output has a “significant” impact it should be included. According to the PCR 2019:14, life cycle inventory data shall according to EN 15804+A2 include a minimum of 95% of total inflows (mass and energy) per module. It should also include a minimum of 99% of renewable and non-renewable primary energy use as well as the total mass input of that unit process. Inflows not included in the LCA shall be documented in the EPD. Data gaps in included stages in the downstream modules shall be reported in the EPD, including an evaluation of their significance. In accordance with the PCR 2019:14, the following system boundaries are applied to manufacturing equipment and employees:</p> <ul style="list-style-type: none"> • Environmental impact from infrastructure, construction, production equipment, and tools that are not directly consumed in the production process are not accounted for in the LCI. Capital equipment and buildings typically account for less than a few percent of nearly all LCIs and this is usually smaller than the error in the inventory data itself. For this project, it is assumed that capital equipment makes a negligible contribution to the impacts as per Frischknecht et al. with no further investigation (Frischknecht, 2007). • Personnel-related impacts, such as transportation to and from work, are also not accounted for in the LCI. The impacts of employees are also excluded from inventory impacts on the basis that if they were not employed for this production or service function, they would be employed for another. It is very hard to decide what proportion of the impacts from their whole lives should count towards their employment. For this project, the impacts of employees are excluded. <p>Based on this guidance, no energy or mass flows, except packaging of raw materials were excluded.</p> |
|--------------------------------|--|

EPDs within the same product category but registered in different EPD programmes, or not compliant with EN 15804, may not be comparable. For further information about comparability, see EN 15804 and ISO 14025.

Address and contact information

Allied Concrete Ltd
 25 Esk Street, Invercargill 9810
 New Zealand

www.alliedconcrete.co.nz

Upstream Processes

The upstream processes include those involved in Module A1 – Raw material supply. This module includes:

- Extraction, transport, and manufacturing of raw materials.
- Generation of electricity from primary and secondary energy resources, also including their extraction, refining and transport for Modules A1 and A3.

Core Processes

The core processes include those involved in Module A2 and Module A3, including:

- External transportation of materials to the core processes and internal transport. It’s assumed there is no loss during the transportation of materials.
- Manufacturing of concrete.
- Electricity used in the manufacturing process is modelled based on the electricity mix published by the Ministry of Business, Innovation and Employment, with primary source from hydro (60%), geothermal (18%), wind (6.5%), gas (9.9%) and coal (2.88%). The electricity emission (GWP-GHG) is 0.0742 kg CO₂e/kWh.
- Transportation of materials for recycling and landfilling externally
- Treatment of waste and wastewater generated from the manufacturing processes.

Downstream Processes

The downstream processes include those involved in Modules, C1-C4. These modules include:

- Distribution of concrete mixes. The transport distance from manufacturing to site.
- For distribution impact, the return trip is modelled as empty.
- Disposal at the end of the product’s life. There is no carbonation at the end of life.

No CO₂ uptake has taken place in any module declared.

Data Quality

Foreground data on raw material requirements, manufacture and distribution was provided as primary source by Allied Concrete for the year January 2022 – December 2022. Schemes for data quality assessment of generic and specific data from EN 15804+A2 (table E.1) are used to perform this data quality assessment activity, as shown in Table 1.

Table 1. Data quality assessment

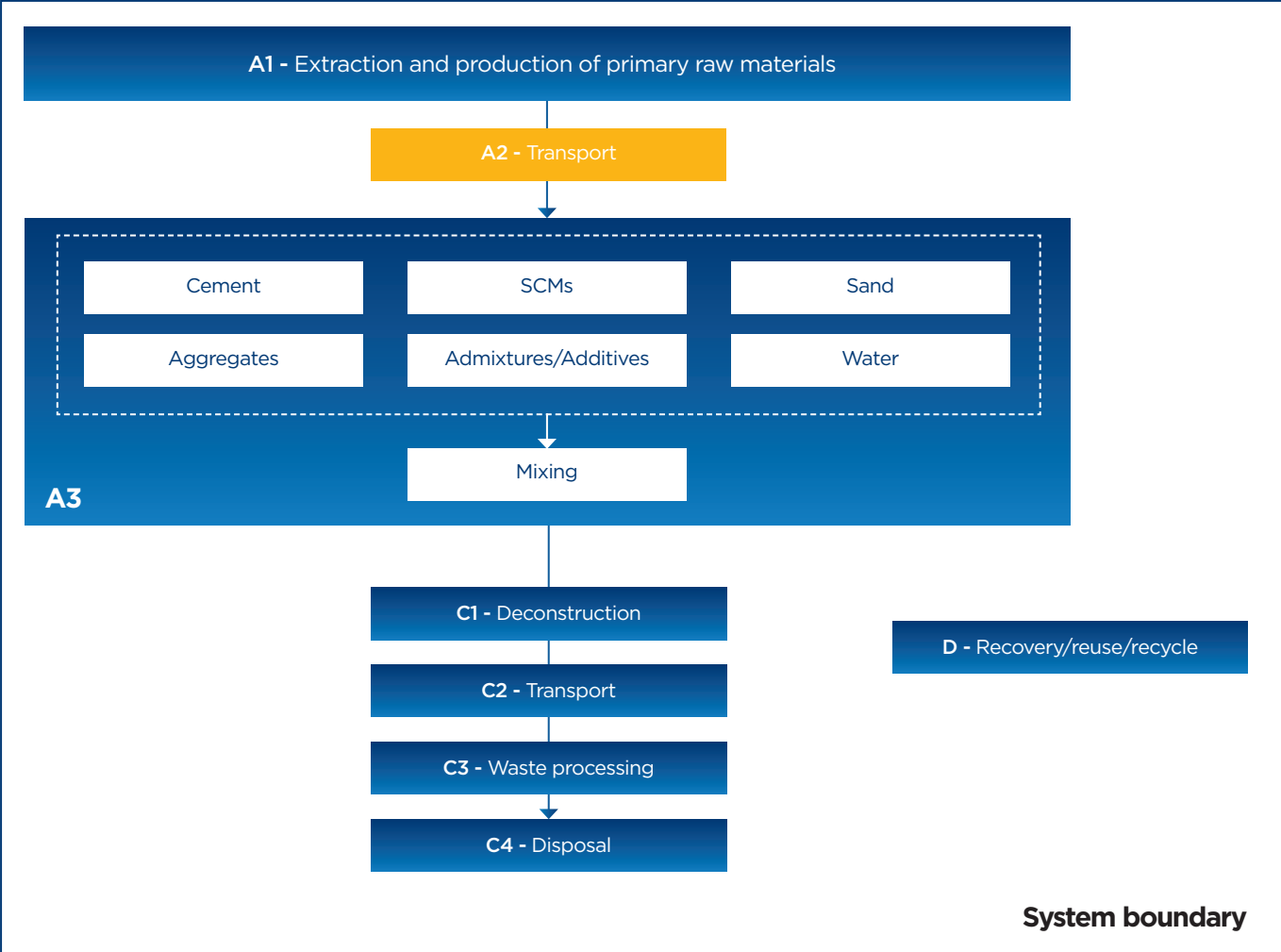
| Module | Life Cycle Stage | Collected Foreground Data | Data Source and Year | Data Quality |
|--------|---------------------------------------|--|---|---|
| A1 | Raw material | Raw material types and characterizations | Supplied by Allied Concrete, 2022 | Primary source data, very good |
| A2 | Raw material transport from suppliers | Location of material suppliers Transport mode, truck information, and distances | Supplied by Allied Concrete, 2022 | Primary and secondary source data, good |
| A3 | Manufacturing | Energy and water inputs. Estimated waste outputs. Annual production volumes | Supplied by Allied Concrete, 2022 | Primary source data, good |
| C1 | Deconstruction and demolition | Inputs for deconstruction & demolition | Assumptions for deconstruction energy | Secondary source data, fair |
| C2 | Transport to waste processing | Distance to end-of-life destination | General assumption | Secondary source data, fair |
| C4 | Disposal | End of life destination | Waste to landfill rate based on New Zealand national GHG report from Ministry for the Environment | Secondary source data, fair |

Background data sources were also assessed with respect to their timeliness, with all data sources being updated within the 10 years required under PCR 2019:14.

System Diagram

The processes included in the LCA are presented in a process diagram in Figure 2 below.

Figure 2. System Boundary



System boundary



System Boundaries

The scope of LCA for this EPD is cradle-to-gate with modules C1-C4 and module D. Emissions from construction installation (A5) was excluded as Allied Concrete does not have operational control over the installation of products at the construction site. In addition, the following life cycle stages were also excluded: distribution (A4) and use stages (B1-B7).

| Product Stage | | | Construction Stage | | Use Stage | | | | | | | End of Life Stage | | | | Resource Recovery Stage |
|----------------------------|-----------|---------------|--------------------|-------------------|-----------|-------------|--------|-------------|---------------|------------------------|-----------------------|-----------------------------|-----------|------------------|----------|--|
| Raw Material Supply | Transport | Manufacturing | Transport to Site | On Site Processes | Use | Maintenance | Repair | Replacement | Refurbishment | Operational Energy Use | Operational Water Use | Deconstruction & Demolition | Transport | Waste Processing | Disposal | Reuse / Recovery / Recycling Potential |
| A1 | A2 | A3 | A4 | A5 | B1 | B2 | B3 | B4 | B5 | B6 | B7 | C1 | C2 | C3 | C4 | D |
| ✓ | ✓ | ✓ | ND | ND | ND | ND | ND | ND | ND | ND | ND | ✓ | ✓ | ✓ | ✓ | ✓ |
| NZ | NZ | NZ | | | | | | | | | | NZ | NZ | NZ | NZ | NZ |
| Specific data used: 85-90% | | | | | | | | | | | | | | | | |
| Variation - products: <10% | | | | | | | | | | | | | | | | |
| Variation - sites: | | | | | | | | | | | | | | | | |

ND: Module not declared



End Product Description & Use

Product Description

The ready-mixed concrete covered by this EPD can be used in all structures and building elements that comprise the built environment, from residential and light commercial applications to commercial high rise and infrastructural uses, including landscaping applications.

Allied's ready mix concrete is made in accordance with NZS 3104:2021 to ensure that the production and testing regimes achieve target strengths. Table 2 lists all products covered by this EPD.

Table 2. Ready-Mix Concretes covered by this EPD

| Product Name | Strength | Manufacturing Plant | Region |
|--------------|----------|---------------------|--------|
| E10-2019 | 20MPa | Dunedin | Otago |

Table 3 provides a summary of the materials included in Allied's ready mix concrete and their relative composition by weight. The gross weight of this declared material makes up a minimum of 99% of the product covered by this EPD.

Table 3. Material Composition

| Material Composition | Material Input by weight (%) | |
|---------------------------|------------------------------|-----|
| | Min | Max |
| Cement | 6 | 20 |
| SCM* | 0 | 15 |
| Aggregates | 0 | 85 |
| Water (Recycled or Fresh) | 3 | 11 |
| Admixtures | 0.1 | 0.4 |

*SCM: Supplementary Cementitious Materials.

Hazardous Content

None of the products in this EPD contain any materials included on the Candidate List of substances of very high concern under the European Reach Regulation (EC 1907/2006) at a concentration greater than 0.1% weight/weight.

Packaging

Allied Concrete ready-mix concrete is delivered in bulk without packaging.

Recycled Materials

There is no recycled materials used in producing the product.

Deconstruction and end of life (C)

Deconstruction has been modelled as the physical process of drilling and removing concrete. The distance for waste collecting from construction site to landfill plant is assumed 50km. There are no activities under C3, therefore C3 result is 0 for all impact categories. All products are modelled as 100% landfilled based on the information from New Zealand's Greenhouse Gas Inventory (1990-2021)".

Environmental Performance

The potential environmental impacts, use of resources and waste categories included in this EPD were calculated using the SimaPro v9.5.0.0 tool and are listed in Table 4 below. Impact indicators for Green Star and IS are listed in Table 5. All tables from this point will contain abbreviations only. The potential environmental performance is calculated based on the input data and the emission factors from Ecoinvent v3.9.1. The LCA results are relative expressions and do not predict impacts on category endpoints, the exceeding of thresholds and safety margins or risks.

Long-term storage (>100 years) is not taken into consideration in the impact estimate.

Table 4. Life Cycle Impact, Resource and waste Assessment Categories, Measurements and Methods

| Impact Category | Abbreviation | Measurement Unit | Assessment Method and Implementation |
|--|------------------|---|---|
| Potential Environmental Impacts | | | |
| Global warming potential (fossil) | GWP-fossil | kg CO ₂ equivalents (GWP100) | Baseline model of 100 years of the IPCC based on IPCC 2013 |
| Global warming potential (biogenic) | GWP-biogenic | kg CO ₂ equivalents (GWP100) | Baseline model of 100 years of the IPCC based on IPCC 2013 |
| Global warming potential (Land use/ land transformation) | GWP-luluc | kg CO ₂ equivalents (GWP100) | Baseline model of 100 years of the IPCC based on IPCC 2013 |
| Total global warming potential | GWP-total | kg CO ₂ equivalents (GWP100) | Baseline model of 100 years of the IPCC based on IPCC 2013 |
| Acidification potential | AP | mol H ⁺ eq. | Accumulated Exceedance, Seppälä et al. 2006, Posch et al., 2008 |
| Eutrophication - aquatic freshwater | EP - freshwater | kg P equivalent | EUTREND model, Struijs et al., 2009b, as implemented in ReCiPe |
| Eutrophication - aquatic marine | EP - marine | kg N equivalent | EUTREND model, Struijs et al., 2009b, as implemented in ReCiPe |
| Eutrophication - terrestrial | EP - terrestrial | mol N equivalent | Accumulated Exceedance, Seppälä et al. 2006, Posch et al. |
| Photochemical ozone creation potential | POCP | kg NMVOC equivalents | LOTOS-EUROS, Van Zelm et al., 2008, as applied in ReCiPe |
| Abiotic depletion potential (elements)* | ADPE | kg Sb equivalents | CML (v4.1) |
| Abiotic depletion potential (fossil fuels)* | ADPF | MJ net calorific value | CML (v4.1) |
| Ozone depletion potential | ODP | kg CFC 11 equivalents | Steady-state ODPs, WMO 2014 |
| Water Depletion Potential* | WDP | m ³ equivalent deprived | Available Water Remaining (AWARE) Boulay et al., 2016 |

| Impact Category | Abbreviation | Measurement Unit | Assessment Method and Implementation |
|--|--------------|-------------------------|---|
| Resource Use | | | |
| Use of renewable primary energy excluding renewable primary energy resources used as raw materials | PERE | MJ, net calorific value | Manual for direct inputs |
| Use of renewable primary energy resources used as raw materials | PERM | MJ, net calorific value | Manual for direct inputs |
| Total use of renewable primary energy resources (primary energy and primary energy resources used as raw materials) | PERT | MJ, net calorific value | Sum of “Non-renewable, biomass”, “Renewable, biomass”, “Renewable, wind, solar, geothermal”, and “Renewable, water” indicators from calculating Cumulative Energy Demand based on fuels’ lower heating values |
| Use of non-renewable primary energy excluding non-renewable primary energy resources used as raw materials | PENRE | MJ, net calorific value | Manual for direct inputs |
| Use of non- renewable primary energy resources used as raw materials | PENRM | MJ, net calorific value | Manual for direct inputs |
| Total use of non- renewable primary energy resources (primary energy and primary energy resources used as raw materials) | PENRT | MJ, net calorific value | Sum of “Non-renewable fossil” and “Non-renewable, nuclear” indicators from calculating Cumulative Energy Demand based on fuels’ lower heating values |
| Use of secondary material | SM | kg | Manual for direct inputs |
| Use of renewable secondary fuels | RSF | MJ, net calorific value | Manual for direct inputs |
| Use of non-renewable secondary fuels | NRSF | MJ, net calorific value | Manual for direct inputs |
| Use of net fresh water | FW | m ³ | ReCiPe 2016 |

| Impact Category | Abbreviation | Measurement Unit | Assessment Method and Implementation |
|--|--|---|--|
| Waste Categories | | | |
| Hazardous waste disposed | HWD | kg | EDIP 2003 (v1.05) |
| Non-hazardous waste disposed | NHWD | kg | EDIP 2003 (v1.05) |
| Radioactive waste disposed/stored | RWD | kg | EDIP 2003 (v1.05) |
| Additional Environmental Impact Indicators | | | |
| Global warming potential, excluding biogenic uptake, emissions and storage | GWP-GHG | kg CO ₂ equivalents (GWP100) | Baseline model of 100 years of the IPCC based on IPCC 2013 |
| Particulate matter | Potential incidence of disease due to PM emissions (PM) | Disease incidence | SETAC-UNEP, Fantke et al. 2016 |
| Ionising radiation - human health** | Potential Human exposure efficiency relative to U235 (IRP) | kBq U-235 eq. | Human Health Effect model |
| Eco-toxicity (freshwater)* | Potential Comparative Toxic Unit for ecosystems (ETP-fw) | CTUe | USEtox |
| Human toxicity potential - cancer effects* | Potential Comparative Toxic Unit for humans (HTP-c) | CTUh | USEtox |
| Human toxicity potential - non cancer effects* | Potential Comparative Toxic Unit for humans (HTP-nc) | CTUh | USEtox |
| Soil quality* | Potential soil quality index (SQP) | dimensionless | Soil quality index (LANCA®) |

¹ PERE = PERT - PERM

² Calculated based on the lower heating value (LHV) of renewable raw materials. LHV is taken from <https://phyllis.nl/>, as recommended by SimaPro in compliance with EN15804+A2: <https://support.simapro.com/s/article/How-to-calculate-EN-15804-A2-indicators-in-desktop-SimaPro>

³ PENRE = PENRT - PENRM

⁴ Calculated based on the lower heating value (LHV) of non-renewable raw materials. LHV is taken from <https://phyllis.nl/>, as recommended by SimaPro in compliance with EN15804+A2: <https://support.simapro.com/s/article/How-to-calculate-EN-15804-A2-indicators-in-desktop-SimaPro>

⁵ Calculated as sum of Bulk waste and Slags/ash.

⁶ This indicator accounts for all greenhouse gases except biogenic carbon dioxide uptake and emissions and biogenic carbon stored in the product. As such, the indicator is identical to GWP-total except that the CF for biogenic CO₂ is set to zero; calculated as the sum of GWP-luluc and GWP-fossil in the LCA model.

Table 5. Life cycle impact, measurement, and methods for Green Star and IS

| Impact Indicators | Measurement Unit | Assessment Method and Implementation |
|--|--------------------------------------|--------------------------------------|
| Green Star | | |
| Human toxicity cancer | CTUh | USEtox – cancer effect |
| Human toxicity non-cancer | CTUh | USEtox – non-cancer effect |
| Land use | kg C deficit eq. | Soil Organic Matter method |
| Resource depletion – water | m ³ | Water Stress Indicator |
| Ionising radiation | kBq U-235 eq. | Human Health Effect model |
| Particulate matter | kg PM2.5 eq. | RiskPoll |
| IS Rating | | |
| Global Warming Potential | kg CO ₂ eq. | CML (v4.02) based on IPCC AR4 |
| Ozone Depletion Potential | kg CFC-11 eq. | CML (v4.02) based on WMO 1999 |
| Acidification Potential | kg SO ₂ eq. | CML (v4.02) |
| Eutrophication Potential | kg PO ₄ ³⁻ eq. | CML (v4.02) |
| Photochemical Ozone Creation Potential | kg C ₂ H ₄ eq. | CML (v4.2) |
| Abiotic Depletion Potential (Elements) | kg Sb eq. | CML (v4.2) |
| Abiotic Depletion Potential (Fossil Fuels) | MJ net calorific value | CML (v4.2) |

Environmental Information

for 1m³ Dunedin E10-2019

Potential environmental impact - mandatory indicators according to EN 15804+A2

| Indicator | Unit | A1-A3 | C1 | C2 | C3 | C4 | D |
|------------------------|---|-----------|----------|----------|----------|----------|----------|
| GWP-fossil | kg CO ₂ eq. | 2.36E+02 | 9.15E+00 | 1.83E+01 | 0.00E+00 | 1.33E+01 | 0.00E+00 |
| GWP-biogenic | kg CO ₂ eq. | 1.85E+00 | 7.35E-04 | 1.32E-03 | 0.00E+00 | 2.00E-01 | 0.00E+00 |
| GWP-luluc | kg CO ₂ eq. | 2.44E-02 | 3.67E-04 | 6.15E-04 | 0.00E+00 | 5.28E-03 | 0.00E+00 |
| GWP-total | kg CO ₂ eq. | 2.38E+02 | 9.15E+00 | 1.83E+01 | 0.00E+00 | 1.35E+01 | 0.00E+00 |
| ODP | kg CFC 11 eq. | 6.04E-06 | 1.41E-07 | 2.44E-07 | 0.00E+00 | 1.74E-07 | 0.00E+00 |
| AP | mol H ⁺ eq. | 1.03E+00 | 8.56E-02 | 5.23E-02 | 0.00E+00 | 1.11E-01 | 0.00E+00 |
| EP-freshwater | kg P eq. | 1.61E-01 | 6.74E-05 | 3.53E-04 | 0.00E+00 | 4.96E-03 | 0.00E+00 |
| EP-marine | kg N eq. | 1.87E-01 | 4.02E-02 | 1.92E-02 | 0.00E+00 | 4.83E-02 | 0.00E+00 |
| EP-terrestrial | mol N eq. | 3.44E+00 | 4.37E-01 | 2.04E-01 | 0.00E+00 | 5.20E-01 | 0.00E+00 |
| POCP | kg NMVOC eq. | 8.84E-01 | 1.29E-01 | 7.33E-02 | 0.00E+00 | 1.55E-01 | 0.00E+00 |
| ADP-minerals & metals* | kg Sb eq. | -3.84E-05 | 3.76E-07 | 1.06E-06 | 0.00E+00 | 4.92E-07 | 0.00E+00 |
| ADP-fossil* | MJ | 1.01E+03 | 1.18E+02 | 2.39E+02 | 0.00E+00 | 1.67E+02 | 0.00E+00 |
| WDP* | m ³ equivalent deprived | 8.83E+01 | 1.52E-01 | 3.40E-01 | 0.00E+00 | 5.78E-01 | 0.00E+00 |
| Acronyms | GWP-fossil = Global Warming Potential fossil fuels; GWP-biogenic = Global Warming Potential biogenic; GWP-luluc = Global Warming Potential land use and land use change; ODP = Depletion potential of the stratospheric ozone layer; AP = Acidification potential, Accumulated Exceedance; EP-freshwater = Eutrophication potential, fraction of nutrients reaching freshwater end compartment; EP-marine = Eutrophication potential, fraction of nutrients reaching marine end compartment; EP-terrestrial = Eutrophication potential, Accumulated Exceedance; POCP = Formation potential of tropospheric ozone; ADP-minerals&metals = Abiotic depletion potential for non-fossil resources; ADP-fossil = Abiotic depletion for fossil resources potential; WDP = Water (user) deprivation potential, deprivation-weighted water consumption | | | | | | |

* Disclaimer: The results of this environmental impact indicator shall be used with care as the uncertainties of these results are high or as there is limited experience with the indicator.

Potential environmental impact - additional mandatory and voluntary indicators

| Indicator | Unit | A1-A3 | C1 | C2 | C3 | C4 | D |
|-----------|------------------------|----------|----------|----------|----------|----------|----------|
| GWP-GHG | kg CO ₂ eq. | 2.37E+02 | 9.15E+00 | 1.83E+01 | 0.00E+00 | 1.35E+01 | 0.00E+00 |

Resource Use Indicators

| Indicator | Unit | A1-A3 | C1 | C2 | C3 | C4 | D |
|-----------|--|----------|----------|----------|----------|-----------|----------|
| PERE | MJ | 6.39E+01 | 2.29E-01 | 3.50E-01 | 0.00E+00 | 4.00E+00 | 0.00E+00 |
| PERM | MJ | 0.00E+00 | 0.00E+00 | 0.00E+00 | 0.00E+00 | 0.00E+00 | 0.00E+00 |
| PERT | MJ | 6.39E+01 | 2.29E-01 | 3.50E-01 | 0.00E+00 | 4.00E+00 | 0.00E+00 |
| PENRE | MJ | 1.04E+03 | 1.18E+02 | 2.39E+02 | 0.00E+00 | 1.67E+02 | 0.00E+00 |
| PENRM | MJ | 2.60E+01 | 0.00E+00 | 0.00E+00 | 0.00E+00 | -2.52E+01 | 0.00E+00 |
| PENRT | MJ | 1.06E+03 | 1.18E+02 | 2.39E+02 | 0.00E+00 | 1.67E+02 | 0.00E+00 |
| SM | kg | 7.05E+01 | 0.00E+00 | 0.00E+00 | 0.00E+00 | 0.00E+00 | 0.00E+00 |
| RSF | MJ | 1.03E+01 | 0.00E+00 | 0.00E+00 | 0.00E+00 | 0.00E+00 | 0.00E+00 |
| NRSF | MJ | 9.40E+01 | 0.00E+00 | 0.00E+00 | 0.00E+00 | 0.00E+00 | 0.00E+00 |
| FW | m ³ | 1.91E+01 | 1.83E-03 | 2.00E-03 | 0.00E+00 | 1.54E-02 | 0.00E+00 |
| Acronyms | PERE = Use of renewable primary energy excluding renewable primary energy resources used as raw materials; PERM = Use of renewable primary energy resources used as raw materials; PERT = Total use of renewable primary energy resources; PENRE = Use of non-renewable primary energy excluding non-renewable primary energy resources used as raw materials; PENRM = Use of non-renewable primary energy resources used as raw materials; PENRT = Total use of non-renewable primary energy re-sources; SM = Use of secondary material; RSF = Use of renewable secondary fuels; NRSF = Use of non-renewable secondary fuels; FW = Use of net fresh water | | | | | | |

Waste Production

| Indicator | Unit | A1-A3 | C1 | C2 | C3 | C4 | D |
|------------------------------|------|----------|----------|----------|----------|----------|----------|
| Hazardous waste disposed | kg | 2.42E-03 | 7.86E-04 | 1.60E-03 | 0.00E+00 | 9.38E-04 | 0.00E+00 |
| Non-hazardous waste disposed | kg | 1.39E+00 | 8.73E-03 | 6.27E-02 | 0.00E+00 | 2.32E+03 | 0.00E+00 |
| Radioactive waste disposed | kg | 1.39E-03 | 5.73E-06 | 8.54E-06 | 0.00E+00 | 8.73E-05 | 0.00E+00 |

Output Flows

| Indicator | Unit | A1-A3 | C1 | C2 | C3 | C4 | D |
|-------------------------------|------|----------|----------|----------|----------|----------|----------|
| Components for re-use | kg | 0.00E+00 | 0.00E+00 | 0.00E+00 | 0.00E+00 | 0.00E+00 | 0.00E+00 |
| Material for recycling | kg | 0.00E+00 | 0.00E+00 | 0.00E+00 | 0.00E+00 | 0.00E+00 | 0.00E+00 |
| Materials for energy recovery | kg | 0.00E+00 | 0.00E+00 | 0.00E+00 | 0.00E+00 | 0.00E+00 | 0.00E+00 |
| Exported energy, electricity | MJ | 0.00E+00 | 0.00E+00 | 0.00E+00 | 0.00E+00 | 0.00E+00 | 0.00E+00 |
| Exported energy, thermal | MJ | 0.00E+00 | 0.00E+00 | 0.00E+00 | 0.00E+00 | 0.00E+00 | 0.00E+00 |

Additional Environmental Impact Indicators

| Indicator | Unit | A1-A3 | C1 | C2 | C3 | C4 | D |
|--|-------------------|----------|----------|----------|----------|----------|----------|
| Particulate matter | disease incidence | 7.72E-06 | 2.41E-06 | 1.20E-06 | 0.00E+00 | 2.93E-06 | 0.00E+00 |
| Ionising radiation - human health** | kBq U-235 eq. | 1.13E+03 | 2.73E-02 | 4.30E-02 | 0.00E+00 | 3.62E-01 | 0.00E+00 |
| Eco-toxicity (fresh-water)* | CTUe | 3.22E+02 | 4.71E+01 | 1.06E+02 | 0.00E+00 | 5.78E+01 | 0.00E+00 |
| Human toxicity potential - cancer effects* | CTUh | 3.17E-07 | 3.45E-10 | 7.01E-10 | 0.00E+00 | 1.01E-09 | 0.00E+00 |
| Human toxicity potential - non cancer effects* | CTUh | 1.37E-05 | 3.94E-08 | 5.75E-08 | 0.00E+00 | 8.24E-08 | 0.00E+00 |
| Soil quality* | Dimensionless | 2.51E+03 | 2.22E-01 | 9.22E-01 | 0.00E+00 | 4.07E+02 | 0.00E+00 |

* Disclaimer: The results of this environmental impact indicator shall be used with care as the uncertainties of these results are high or as there is limited experience with the indicator.

**Disclaimer – This impact category deals mainly with the eventual impact of low dose ionizing radiation on human health of the nuclear fuel cycle. It does not consider effects due to possible nuclear accidents, occupational exposure nor due to radioactive waste disposal in underground.

Results are in accordance with Green Star v1.3

| Indicator | Unit | A1-A3 | C1 | C2 | C3 | C4 | D |
|----------------------------|------------------|-----------|-----------|-----------|----------|-----------|----------|
| Human toxicity cancer | CTUh | 8.05E-10 | 5.72E-11 | 6.66E-10 | 0.00E+00 | 4.64E-10 | 0.00E+00 |
| Human toxicity non-cancer | CTUh | 7.75E-03 | 3.87E-12 | 1.69E-11 | 0.00E+00 | 1.41E-11 | 0.00E+00 |
| Land use | kg C deficit eq. | 1.55E+03 | 1.00E-01 | 4.68E-01 | 0.00E+00 | 5.04E+01 | 0.00E+00 |
| Resource depletion - water | m ³ | -4.23E+00 | -3.87E-03 | -2.19E-02 | 0.00E+00 | -6.42E-02 | 0.00E+00 |
| Ionising radiation | kBq U-235 eq. | 3.94E-01 | 2.74E-02 | 4.31E-02 | 0.00E+00 | 3.63E-01 | 0.00E+00 |
| Particulate matter | kg PM2.5 eq. | 3.70E-02 | 2.30E-02 | 1.13E-02 | 0.00E+00 | 3.03E-02 | 0.00E+00 |

Results are in accordance with EN15804+A1:2013 (IS Rating Scheme)

| Indicator | Unit | A1-A3 | C1 | C2 | C3 | C4 | D |
|--|--------------------------------------|----------|----------|----------|----------|----------|----------|
| Global Warming Potential | kg CO ₂ eq. | 2.72E+01 | 8.94E+00 | 1.79E+01 | 0.00E+00 | 1.31E+01 | 0.00E+00 |
| Ozone Depletion Potential | kg CFC-11 eq. | 8.05E-04 | 1.12E-07 | 1.94E-07 | 0.00E+00 | 1.39E-07 | 0.00E+00 |
| Acidification Potential | kg SO ₂ eq. | 1.30E-01 | 6.01E-02 | 3.93E-02 | 0.00E+00 | 7.96E-02 | 0.00E+00 |
| Eutrophication Potential | kg PO ₄ ³⁻ eq. | 2.39E-02 | 1.38E-02 | 7.85E-03 | 0.00E+00 | 3.14E-02 | 0.00E+00 |
| Photochemical Ozone Creation Potential | kg C ₂ H ₄ eq. | 4.66E-03 | 1.51E-03 | 2.19E-03 | 0.00E+00 | 3.11E-03 | 0.00E+00 |
| Abiotic Depletion Potential (Elements) | kg Sb eq. | 7.74E+00 | 3.77E-07 | 1.06E-06 | 0.00E+00 | 5.06E-07 | 0.00E+00 |
| Abiotic Depletion Potential (Fossil Fuels) | MJ net calorific value | 3.82E+02 | 1.15E+02 | 2.35E+02 | 0.00E+00 | 1.68E+02 | 0.00E+00 |

Previous Version

Not applicable

References

- Australian Life Cycle Inventory Database Initiative (AusLCI). (2023). Guidelines for Data Development for an Australian Life Cycle Inventory Database, Data Standard.
- British Standards Institution. (2019). Sustainability of construction works. Environmental product declarations. Core rules for the product category of construction products, BS EN 15804:2012+A2:2019. British Standards Institution.
- Department of the Environment. (2021). National Greenhouse Accounts Factors - Australian National Greenhouse Accounts. Australian Government. Retrieved from www.environment.gov.au
- Developer Environmental Footprint (EF). (2022, July). Retrieved from European Platform on LCA | EPLCA: <https://eplca.jrc.ec.europa.eu/LCDN/developerEF.xhtml>
- Ecoinvent v3.9.1. (2023). Retrieved from Ecoinvent: <https://ecoinvent.org/the-ecoinvent-database/data-releases/ecoinvent-3-9-1/>
- EPD Australasia. (2018). Instructions of the Australasian EPD Programme v3.0 - a Regional Annex to the General Programme Instructions of the International EPD®System. EPD Australasia.
- EPD International. (2023). Product Category Rules (PCR) 2019:14, Version 1.3.2.
- EPD International. (2023). c-PCR-003 Concrete and concrete elements (EN 16757:2022).
- Frischknecht, R. (2007). The Environmental Relevance of Capital Goods in Life Cycle Assessments of Products and Services. *Int. J LCA*.
- ISO. (2006). ISO 14025:2006 - Environmental labels and declarations - Type III environmental declarations - Principles and procedures. Geneva: International Organization for Standardization (ISO).
- ISO. (2006). ISO 14040:2006. Environmental management - Life cycle assessment - Principles and framework. Geneva: International Organization for Standardization.
- ISO. (2006). ISO 14044:2006. Environmental management - Life cycle assessment - Requirements and guidelines. Geneva: International Organization for Standardization.
- ISO. (2017). ISO 14044:2006/Amd 1:2017 Environmental management - Life cycle assessment (Requirements and guidelines). Geneva: International Organization for Standardization.
- ISO. (2020). ISO 14044:2006/Amd 2:2020 Environmental management - Life cycle assessment (Requirements and guidelines). Geneva: International Organization for Standardization.
- Ministry for the Environment. (2022). Measuring emissions: A guide for organisations: 2022 summary of emission factors.
- Ministry for the Environment. (2023). New Zealand's Greenhouse Gas Inventory 1990-2021.
- Ministry of Business, Innovation & Employment. (2023). Electricity. Retrieved from Ministry of Business, Innovation & Employment: <https://www.mbie.govt.nz/building-and-energy/energy-and-natural-resources/energy-statistics-and-modelling/energy-publications-and-technical-papers/energy-in-new-zealand/energy-in-new-zealand-2023/electricity/>

Programme Information

| | | |
|----------------------------------|---|--|
| Declaration Owner | Allied Concrete Limited 25 Esk Street Invercargill www.alliedconcrete.co.nz |  |
| EPD Programme Operator | EPD International AB Box 210 60, SE-100 31 Stockholm, Sweden www.environdec.com |  THE INTERNATIONAL EPD® SYSTEM |
| EPD Regional Programme | EPD Australasia 315a Hardy Street Nelson 7010 New Zealand www.epd-australasia.com |  ENVIRONMENTAL PRODUCT DECLARATION |
| EPD Produced by | Allied Concrete Limited 25 Esk Street Invercargill www.alliedconcrete.co.nz |  |
| PEPD Process Certified by | Epsten Group 101 Marietta St. NW, Suite 2600, Atlanta, Georgia 30303, USA www.epstengroup.com |  |

| | |
|-------------------------------------|--|
| EPD Registration No.: | EPD-IES-0016170 |
| Valid from: | 2024-09-10 |
| Valid until: | 2029-09-10 |
| Version | Version 1 |
| Product Category Rules | Product Category Rules (PCR) 2019:14 Construction products (EN 15804+A2), Version 1.3.2 c-PCR-003 Concrete and concrete elements (EN 16757:2022) |
| EPD Type | Specific EPD |
| Product Group Classification | UN CPC 375 |
| Geographical Scope | New Zealand |

CEN standard EN 15804 serves as the Core Product Category Rules (PCR) Product Category Rules

| | |
|---|--|
| Product Category Rules | Product Category Rules (PCR) 2019:14 Construction products (EN 15804+A2), Version 1.3.2 c-PCR-003 Concrete and concrete elements (EN 16757:2022) |
| PCR Review conducted by | PCR review was conducted by: The Technical Committee of the International EPD® System. Review chair: Claudia A. Peña, University of Concepción, Chile. www.environdec.com/contact-us |
| Independent verification of the declaration and data, according to ISO 14025:2006: | <input checked="" type="checkbox"/> EPD process certification <input type="checkbox"/> EPD verification |
| EPD Process Verified by | Epsten Group, Inc. 101 Marietta St. NW, Suite 2600, Atlanta, Georgia 30303, USA www.epstengroup.com Accredited by: A2LA, Certificate #3142.03 |
| Procedure for follow-up of data during EPD validity involves third-party verifier: | <input checked="" type="checkbox"/> Yes <input type="checkbox"/> No |

Programme-related Information and Verification

The EPD owner has the sole ownership, liability, and responsibility for the EPD. EPDs within the same product category but from different programmes may not be comparable. EPDs of construction products may not be comparable if they do not comply with EN 15804.



Allied Concrete Environmental Product Declaration.

Revision Date: 2024-09-10

Valid from: 2024-09-10

Valid until: 2029-09-10

Version: 1.0

Allied Concrete

Consult your Allied Concrete representative
for specialised information.

0800 4 ALLIED

0800 4 255 433



www.alliedconcrete.co.nz