



# KM0G1AA22

## Hutchinson Builders - Aliro Warehouse

### Queensland - Brisbane

#### Environmental Product Declaration

In Accordance with Environdec c-PCR-003 ABC, ABC elements (EN 16757), ISO 14025 and EN15804:A2  
Programme Operator: EPD International AB  
Regional Programme: EPD Australasia

An EPD should provide current information and may be updated if conditions change. The stated validity is therefore subject to the continued registration and publication at [www.environdec.com](http://www.environdec.com).

EPD Registration Number: EPD-IES-0014767:001

Date of Publication: 2024-08-26

Valid Until: 2029-08-26

Date of Version: 1.0 2024-08-26





Hanson & Sustainability	3
Life Cycle & Processes	9
Product Environmental Performance	15
References	23





# Hanson & Sustainability

# Global Expertise Local Experience

Using world-class technologies and service platforms, we supply a comprehensive range of **high-quality concrete, aggregates and sand** products. We also produce **road base, asphalt, and sustainable and recycled materials**.

We are backed by **Heidelberg Materials** - one of the world's largest building materials companies focused on developing materials to build our future.

At the centre of our actions lies our responsibility for the environment.

Our Mission:  
**Leading change with our customers to build a sustainable future.**



# Our 5 Sustainability Pillars

## CO<sub>2</sub> Emissions



To reduce our CO<sub>2</sub> emissions by improving our product performance and increasing operational efficiencies in our plants and fleets.

## Sustainable Products



To improve our product sustainability by continuously increasing the use of alternative resources as substitutes for natural materials, and promoting our sustainable product range.

## Biodiversity



To preserve and enhance the natural environment where we operate and create habitat through implementation of biodiversity management plans.

## Water



To increase water efficiency by implementing water conservation plans aimed at improving water capture, storage and use.

## Corporate Social Responsibility



To provide ongoing, meaningful community benefit by increasing diversity, social procurement, and community engagement.

# ■ Introducing the enrich - 30 / 40 / 50 Range

Our enrich-30/40/50 range has all the properties you expect of standard concrete, with a **guaranteed minimum of 30%, 40% or 50% carbon reduction.**

And we can provide **reporting based on the actual deliveries of the project.**

Reporting options include:

- **Pre-Project (simulated)**
- **During Project**
- **Post-Project**
- **EPD (project-specific)**

**enrich-30**  
**enrich-40**  
**enrich-50**



# Introducing ECOTERA®

## The Challenge with Low Carbon Concrete

- Historically substituting materials in concrete mix design to lower the carbon content effects performance
  - Slow early strength development
  - Effect on Workability and Setting Time

## The Solution

- A concrete that has:
  - High Performance**
  - Low Carbon** – 30% to 50% reduction

# ECOTERA®



# ECOTERA® - High Performance Low Carbon Concrete

**ECOTERA**<sup>®</sup>  
HIGH PERFORMANCE LOW CARBON CONCRETE



A unique and innovative product:

- **Low Carbon Concrete** 30% to 50% reduction in CO<sub>2</sub>
- **Early age strength** equivalent to standard post-tensioned concrete
- **Lower shrinkage** than standard concrete – up to 50% improvement
- **Improved Flexural Strength** up to 50% improvement

Requires **no additional safety requirements** compared to standard concrete - pump, place and finish within standard WHS requirements.

The mix can be tailored to meet your specific requirements.



#### Low Carbon Concrete

Up to 50% CO<sub>2</sub> reduction compared to standard concrete.



#### Early Age Strength

Early age strength equivalent to standard post-tensioned concrete for faster construction.



#### Lower Shrinkage

Lower shrinkage than standard concrete. Tested in accordance with AS1012.13.





# Life Cycle & Processes



# Product EPD Process

## Declared Unit is 1m<sup>3</sup> of Concrete

- The process is used to produce an accurate estimation at all stages of the product life cycle from cradle to grave. Estimation at each stage is based on actual data which is a combination of both current and prior year average consumption per declared unit.

## Life Cycle Assessment Tool

- For the purposes of creating this Environmental Product Declaration (EPD), the Global Cement & Concrete Association (GCCA) concrete EPD tool v. 4.2 (short: GCCA tool) has been employed.

## EPDs are created under either of 2 streams:

- Generic Stream - The class of product modelled is used for a particular geographical region using averaged data across operations.
- Project-specific stream – Models the manufacture of specific products required for a particular project being delivered from specific plant(s) using weighted average data where relevant and possible. Reports created after the completion of a project offer the highest accuracy, including all mix variations for each delivery.

## The main data categories include:

- The average bill of materials (BOM) for the concrete mix selected in the range of concrete plants specified including their average raw material travel distance, or the calculated BOM based on actual delivered materials incl. travel distances (average or specific) for the producing plants.
- The average fuel, water and energy consumption per declared unit between those plants;
- Plant production waste based on a nationally calculated figure;
- Recarbonation of concrete is determined through pre-defined values within GCCA tool for the type of construction project, where known; and,
- End of life recycling is based upon industry data.

- This EPD Process is certified using GCCA international modelling of energy use and environmental impact to obtain a suitable estimation for products manufactured.
- Pre-defined cement and clinker data provided by the GCCA tool are used only where no better (supplier/source specific) information is available.
- Assumptions & Limitations
- This is a project-specific EPD.
- All modelling assumptions adopted from the GCCA Tool.
- Raw material (inbound) transport distances is the previous year's travel distance average weighted according to deliveries across operations.
- Concrete mixes are assumed to use an equal amount of site fuel and energy and responsible for an equal amount of waste flows.
- Agreed mixes are used to calculate the BOMs. Production is assumed to be equal across all plants included in the study.
- The project-specific travel distances from the main plant to the construction site were applied.
- Water usage in operations is averaged over the full geographic region of study.
- Grid purchased electricity mixes is based on the specific state's energy mix from OpenNEM. For this project, energy mix was sourced from coal and peat (65.8%), gas (7.3%), solar (20.7%), wind (4.0%), hydro (2.0%), and biomass (0.2%). The electricity emission (GWP-GHG) is 0.83 kg CO<sub>2</sub>e/kWh.
- Travel for materials sources internationally included from shipping origin.
- Reference Service Life (RSL) is set to 50 years as per default. It's based on the lowest exposure class A1 & A2 (AS 3600:2018 "Concrete Structures") in relatively benign environments.

In Accordance with Environdec c-PCR-003 Concrete, concrete elements (EN 16757), ISO 14025 and EN15804:A2

# Product EPD Process

Bill of Materials	Low Level [%]	High Level [%]
Cement	4	15
Supplementary Cementitious Materials	2	7
Aggregates	73	84
Water	6	8
Admixtures	0	<1
Reinforcements	0	<2

The materials (by mass%) contained in the project mixes are summarized in the table above.

## Hazard information related to concrete placement

- GHS classifications
  - Skin Corrosion Category 1
  - Serious Eye Damage –Category 1
  - Skin Sensitisation Category 1
  - Specific Target Organ Toxicity (Repeated Exposure) Category 2
  
- Hazard Statement(s)
  - H302 –Harmful if swallowed
  - P280 –Wear protective gloves/clothing/eye protection.
  - H314 –Causes severe skin burns and eye damage
  - H317 –May cause an allergic skin reaction
  - H318 – Causes serious eye damage
  - H373 –May cause damage to lungs by inhalation (dust from dried product)

## By-Products, Recycled Materials & Allocations

The following materials are the product of waste streams of other industrial processes:

### Fly ash

- A by-product of coal-fired power stations, fly ash is considered to carry no environmental impact for the purposes of this EPD.

### Ground Granulated Blast Furnace Slag (GGBFS)

- Blast furnace slag is a by-product of steel production that is dried and ground for use in concrete production. To duly allocate the environmental impacts, economic allocation has been employed.

### Silica fume

- As a by-product of silicon production, silica fume is considered to carry no environmental burden for the purposes of this EPD.

### Recycled concrete aggregate

- A component of the boarder category of construction and demolition waste, environmental impacts are allocated on the basis of reprocessing the material following delivery to the recycling facility.

### Manufactured Sand

- A by-product of processing coarse aggregate. This manufactured sand is a direct replacement for natural sand and prevents the need to extract natural resources.

## Packaging

- This concrete is not produced with any packaging, instead delivered directly to site immediately following production.

In Accordance with Environdec c-PCR-003 Concrete, concrete elements (EN 16757), ISO 14025 and EN15804:A2

# Product Lifecycle Stages

Product Stage			Construction Stage		Use Stage							End of Life Stage				Benefits & loads for the next product system
Raw Material Supply	Transport	Manufacturing	Transport	Construction/installation process	Use	Maintenance incl. transport	Repair incl. transport	Replacement incl. transport	Refurbishment incl. transport	Operational Energy Use	Operational Water Use	De-construction & demolition	Transport	Re-use recycling	Final Disposal	Reuse, Recovery Recycling
A1	A2	A3	A4	A5	B1	B2	B3	B4	B5	B6	B7	C1	C2	C3	C4	D1
✓	✓	✓	✓	✓	✓	✓	✓	✓	✓	✓	✓	✓	✓	✓	✓	✓

- All stages of the product lifecycle have been considered for this EPD – cradle to grave. By its nature, there are some stages of the lifecycle that are not applicable to the concrete product.
- The scenario applied for the use stage assumes that under normal use, no maintenance repair or replacement of the product during its service life is required. As a result, the values are displayed as zero.
- Those stages that, due to practicality, cannot be assessed accurately draw on default values of the underlying GCCA tool.
- For Project-specific EPDs, allocation is determined by the supplying plants with estimates as to the likely volume to be delivered from each. Where existing and sufficient data exists, historical data will be used to make this determination.

# Product Lifecycle Stages



- The lifecycle model and system boundary is the same for both Generic and Project-specific concrete EPDs, as detailed in the graphic.

- All stages of the lifecycle, from quarry to recycling are covered by the EPD.

## ■ Cut-off rules

The cut-off threshold for the LCA study was flows contributing less than 1% for any individual input included in the LCA. No flows were deliberately excluded due to this threshold, however particularly minor impacts (e. g. packaging of chemical admixtures) were not considered. Cut off will occur only when data, or reliable estimates, are not practical to source. The contribution of capital goods (production equipment and infrastructure) and personnel are non-attributable and excluded for the system boundary.

# Product Data Sources

LCA Stage	Item	Source	Timing	Data Quality
<b>Product Description</b>	Product description and density	ERP report Bill of Materials and material specific data	Upon EPD creation	High, Primary
<b>A1-3 Materials</b>	Raw Materials	ERP report BOM and Mix design compilation used in conjunction with material template  Note. Upstream process for raw materials utilise data from ecoinvent 3.5. Cement and Clinker details to be provided by cement producer or, where not available, GCCA Tool default data used in conjunction with ecoinvent 3.5.	Upon EPD creation	High, Secondary
<b>A1-3 Materials</b>	Inbound travel (raw materials)	ERP report 2. Inbound Travel drawing from actual deliveries from sources to operations.  Where delivery data not available, travel calculated based on Google Maps.  Train travel (only for operations around Melbourne) calculated by actual Google Maps distance.	Full prior year data, average per delivery  Actual travel distances between source and operation.	High, Primary
<b>A1-3 Materials</b>	Allocation Factor (for secondary co products):	Slag: AusLCI  Fly Ash & Silica fume: no allocation as they are industrial by-products.	Upon EPD creation	Secondary, Medium
<b>A1-3 Manufacturing</b>	Plant Energy and Fuel Consumption	ERP Report 3. Concrete Energy Use, drawing on actual invoiced usage.	Full prior year data, average per metre	Primary, High
<b>A1-3 Manufacturing</b>	Electricity Energy Sources	Sourced from OpenNEM <a href="https://opennem.org.au">https://opennem.org.au</a> ; Australian Energy Market Operator. Excludes imports.	Full year prior data, state-based, percentages	Secondary, High
<b>A1-3 Waste Management</b>	Waste and waste water	Waste water volume set to 9L per 1 m <sup>3</sup>	Static	Secondary, Medium
<b>A4-5 Construction</b>	Outbound Travel	For generic EPDs: ERP report 5. Outbound travel drawing from actual deliveries from operations to customer sites. Where data not available, travel calculated based on Google Maps.  For project-specific EPDs: The project-specific travel distances from the main plant to the construction site was applied.	Generic EPD: Full prior year data, average per delivery.  Project-specific EPD: Actual travel distances between plant and construction site.	Primary, High
<b>B. Use</b>	Re-carbonation	Default GCCA Tool settings	NA	Proxy, Medium
<b>C. End of Life Demolition</b>	Demolition	Default GCCA Tool settings	NA	Proxy, Medium
<b>C. End of Life Transport</b>	Transport	Default GCCA Tool settings	NA	Proxy, Medium
<b>C. End of Life Waste Processing</b>	Recycling Rate at EOL	Masonry materials recycling rate obtained from annual National Waste Report published (e. g. for National Waste Report 2022, page 41, figure 29)  <a href="#">National Waste Reports</a>	Prior year National Waste Report if available. If not, then latest available	Proxy, Medium
<b>C. End of Life Disposal</b>	Disposal Rate at EOL	Disposal rate inverse of masonry materials recycling rate obtained from annual National Waste Report published  <a href="#">National Waste Reports</a>	Prior year National Waste Report if available. If not, then latest available	Proxy, Medium
<b>D Benefits and Loads</b>		Default GCCA Tool settings	NA	NA
<b>General</b>	General	Ecoinvent database used by the GCCA tool  Note: This covers environmental information for all raw materials and energy sources. Cement, where data is available, employs specific raw material and energy data for the product manufacture and for each component draws on Eco Invent Data.	NA	Secondary, High

A photograph of a construction site on a high-rise building. The foreground shows a concrete slab with a grid of rebar. Several workers in safety gear are visible in the middle ground, some using tools on the concrete. The background features modern glass skyscrapers under a clear blue sky. A semi-transparent white box with the text 'Product Environmental Performance' is overlaid on the left side of the image.

# Product Environmental Performance

# Product Environmental Performance

## Comment

All information about goal and scope necessary for results interpretation are present in the latest version of the “LCA Model” report, available in GCCA’s Industry EPD Tool.

The removals and emissions associated with biogenic carbon content of i) the product and ii) the packaging are not significant or even not relevant in the sector. The only limitation is the uptake of CO<sub>2</sub> in A1-A3 (e.g. biobased insulation materials in precast elements or biobased packaging materials) and reemission in A5 (packaging end-of-life) or C3-C4 (product end-of-life). This does not affect the GWP-tot indicator.

The tool does not calculate the ‘Radioactive waste disposed’ indicator, it is considered not to be significant for the sector.

## Core Environmental Impact Indicators

**GWP-GHG** (Global Warming Potential, GHG) • **GWP-tot** (Global Warming Potential total) • **GWP-fos** (Global Warming Potential fossil fuels) • **GWP-bio** (Global Warming Potential biogenic) • **GWP-luc** (Global Warming Potential land use and land use change) • **ODP** (Depletion potential of the stratospheric ozone layer) • **AP** (Acidification potential, Accumulated Exceedance) • **EP-fw** (Eutrophication potential, freshwater) • **EP-mar** (Eutrophication potential, fraction of nutrients reaching marine end compartment) • **EP-ter** (Eutrophication potential, Accumulated Exceedance) • **POCP** (Formation potential of tropospheric ozone) • **ADPE** (Abiotic depletion potential for non- fossil resources) • **ADPF** (Abiotic depletion for fossil resources potential) • **WDP** (Water (user) deprivation potential, deprivation-weighted water consumption)



# Product Environmental Performance

<b>Additional Environmental Impact Indicators</b>	<p><b>PM</b> (Potential incidence of disease due to PM emissions) • <b>IRP</b> (Potential Human exposure efficiency relative to U235) • <b>ETP</b> (Potential Comparative Toxic Unit for ecosystems) • <b>HTPC</b> (Potential Comparative Toxic Unit for humans - cancer) • <b>HTPNC</b> (Potential Comparative Toxic Unit for humans - non-cancer) • <b>SQP</b> (Potential soil quality index)</p>
<b>Parameters Describing Resource Use</b>	<p><b>PERE</b> (Use of renewable primary energy excluding renewable primary energy resources used as raw materials) • <b>PERM</b> (Use of renewable primary energy resources used as raw materials) • <b>PERT</b> (Total use of renewable primary energy resources) • <b>PENRE</b> (Use of non-renewable primary energy excluding non-renewable primary energy resources used as raw materials) • <b>PENRM</b> (Use of non-renewable primary energy resources used as raw materials) • <b>PENRT</b> (Total use of non-renewable primary energy resources) • <b>SM</b> (Use of secondary materials) • <b>RSF</b> (Use of renewable secondary fuels) • <b>NRSF</b> (Use of non-renewable secondary fuels) • <b>NFW</b> (Net use of fresh water)</p>
<b>Waste Categories</b>	<p><b>HWD</b> (Hazardous waste disposed) • <b>NHWD</b> (Non-hazardous waste disposed) • <b>RWD</b> (Radioactive waste disposed)</p>
<b>Output Flows</b>	<p><b>CRU</b> (Components for re-use) • <b>MFR</b> (Materials for recycling) • <b>MER</b> (Materials for energy recovery) • <b>EE</b> (Exported energy)</p>
<b>Extra Indicators</b>	<p><b>CC</b> (Emissions from calcination and removals from carbonation) • <b>CWRS</b> (Emissions from combustion of waste from renewable sources used in production processes) • <b>CWNRS</b> (Emissions from combustion of waste from non-renewable sources used in production processes) • <b>GWP-prod</b> (Removals and emissions associated with biogenic carbon content of the bio-based product) • <b>GWP-pack</b> (Removals and emissions associated with biogenic carbon content of the bio-based packaging)</p>

# Product Environmental Performance

- The EPD values presented are indicative of local material performance at the time of publishing and are subject to change based on material availability and seasonal factors.

Product Identification	EPD Registration Number	Compressive strength [MPa]	GP Content <sup>1</sup> [kg/m <sup>3</sup> ]	CO <sub>2</sub> Reference <sup>2</sup> [kg/m <sup>3</sup> ]	CO <sub>2</sub> Reduction <sup>3</sup> [%]	GWP-tot <sup>4</sup> [kg CO <sub>2</sub> eq./m <sup>3</sup> ]	Application
<b>BN402BO31</b>	EPD-IES-0014761:001	40	337	467	19%	378	Slabs
<b>BN402BS32</b>	EPD-IES-0014762:001	40	342	467	18%	382	Slabs
<b>BN402DD36</b>	EPD-IES-0014763:001	40	340	467	19%	380	Slabs
<b>GE322SM30</b>	EPD-IES-0014764:001	32	126	390	46%	213	Footings
<b>GE322XI41</b>	EPD-IES-0014765:001	32	129	390	37%	246	Footings
<b>GE402AA22</b>	EPD-IES-0014766:001	40	344	467	31%	321	Slabs
<b>KM0G1AA22</b>	EPD-IES-0014767:001	No guaranteed breaking strength	160	N/A	N/A	179	Kerb
<b>P202080</b>	EPD-IES-0014768:001	20	97	311	61%	124	General use
<b>P252080</b>	EPD-IES-0014769:001	25	98	340	63%	127	General use
<b>P3220100</b>	EPD-IES-0014770:001	32	116	390	64%	143	General use
<b>P322080</b>	EPD-IES-0014771:001	32	113	390	64%	140	General use
<b>P402080</b>	EPD-IES-0014772:001	40	139	467	64%	168	General use
<b>SAC322100</b>	EPD-IES-0014773:001	32	199	390	49%	198	Slabs
<b>SAC32280</b>	EPD-IES-0014774:001	32	193	390	51%	193	Slabs
<b>SAP252100</b>	EPD-IES-0014775:001	25	178	340	47%	180	Slabs
<b>SAP25280</b>	EPD-IES-0014776:001	25	172	340	49%	175	Slabs
<b>SAP322100</b>	EPD-IES-0014777:001	32	202	390	49%	201	Slabs
<b>SAP32280</b>	EPD-IES-0014778:001	32	196	390	50%	196	Slabs
<b>SAP40280</b>	EPD-IES-0014779:001	40	238	467	50%	235	Slabs

<sup>1</sup>GP = General Portland Cement, does not include SCMs.

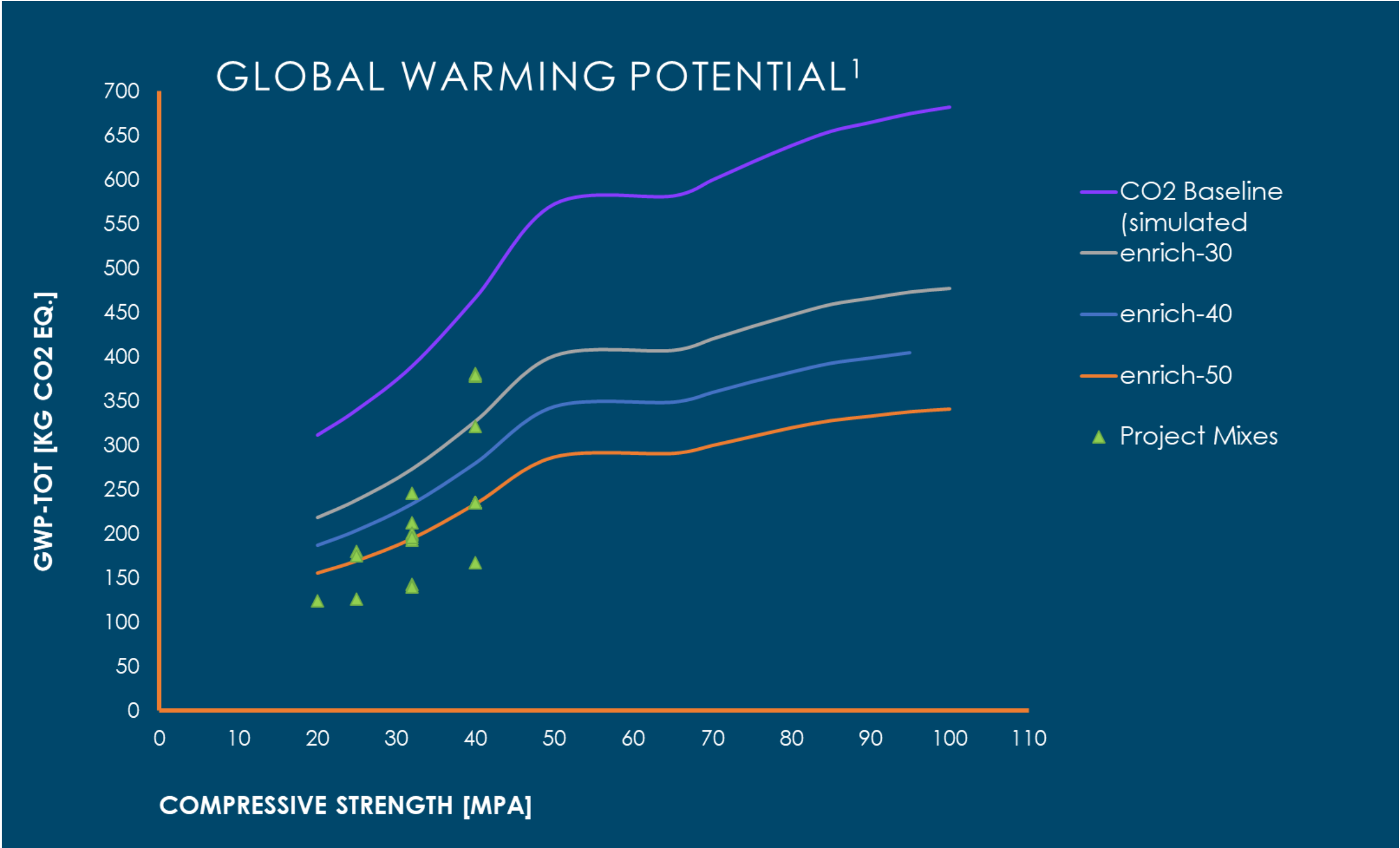
<sup>2</sup>See Appendix for detailed explanation.

<sup>3</sup>Calculation:  $\{1 - (GWP-tot - CO_2\ Reference)\} / (CO_2\ reference)$ .

<sup>4</sup>GWP-tot: Covers A1-A3 only. More detailed information is provided in the following mix-specific tables.

# Product Environmental Performance

- The EPD values presented are indicative of local material performance at the time of publishing and are subject to change based on material availability and seasonal factors.



<sup>1</sup>GWP-tot: Covers A1-A3 only. More detailed information is provided in the following mix-specific tables.

<sup>2</sup>CO<sub>2</sub> Baseline (simulated) is based on the Green Star Mat-4 Concrete Credit User Guide (2012). Detailed explanation is provided in the appendix.

<sup>3</sup>Plotting style: Scatter plot of values with smooth lines & markers.

# Product Environmental Performance

Product Identification	KM0G1AA22
EPD Registration Number	EPD-IES-0014767:001
Production Site(S)	Brisbane
Compressive Strength	No guaranteed breaking strength
Density	2342 kg/m <sup>3</sup>
Reference Service Life	50 Years
Recycling Rate At Eol	78%
Declared Unit	1 m <sup>3</sup>
Scope	A1-A3 + A4-A5 + B1-B7 + C1-C4 + D, cradle-to-grave
Methodology	GCCA's Industry EPD Tool for Cement and Concrete (V4.2), International version
Reference Year	2023

# Product Environmental Performance

EPD Registration Number

EPD-IES-0014767:001

## Core Environmental Impact Indicators

		A1-A3	A4	A5	B1	B2	B3	B4	B5	B6	B7	C1	C2	C3	C4	D
GWP-GHG	kg CO <sub>2</sub> eq.	1.79E+02	2.13E+00	1.05E+01	-2.98E+00	0.00E+00	0.00E+00	0.00E+00	0.00E+00	0.00E+00	0.00E+00	8.99E+00	8.97E+00	5.19E+00	2.83E+00	6.22E+00
GWP-tot	kg CO <sub>2</sub> eq.	1.79E+02	2.13E+00	1.05E+01	-2.98E+00	0.00E+00	0.00E+00	0.00E+00	0.00E+00	0.00E+00	0.00E+00	8.99E+00	8.97E+00	5.19E+00	2.83E+00	6.22E+00
GWP-fos	kg CO <sub>2</sub> eq.	1.79E+02	2.13E+00	1.05E+01	-2.98E+00	0.00E+00	0.00E+00	0.00E+00	0.00E+00	0.00E+00	0.00E+00	8.99E+00	8.96E+00	5.16E+00	2.82E+00	6.19E+00
GWP-bio	kg CO <sub>2</sub> eq.	4.89E-02	8.35E-04	4.38E-03	0.00E+00	0.00E+00	0.00E+00	0.00E+00	0.00E+00	0.00E+00	0.00E+00	1.60E-03	6.41E-03	1.91E-02	1.87E-03	1.91E-02
GWP-luc	kg CO <sub>2</sub> eq.	3.42E-02	7.21E-04	3.36E-03	0.00E+00	0.00E+00	0.00E+00	0.00E+00	0.00E+00	0.00E+00	0.00E+00	1.13E-03	5.20E-03	1.46E-02	1.52E-03	1.46E-02
ODP	kg CFC 11 eq.	6.59E-06	4.06E-07	1.30E-06	0.00E+00	0.00E+00	0.00E+00	0.00E+00	0.00E+00	0.00E+00	0.00E+00	1.62E-06	1.51E-06	3.69E-07	9.21E-07	3.69E-07
AP	mol H <sup>+</sup> eq.	8.19E-01	1.10E-02	9.15E-02	0.00E+00	0.00E+00	0.00E+00	0.00E+00	0.00E+00	0.00E+00	0.00E+00	9.42E-02	5.41E-02	3.91E-02	2.71E-02	3.91E-02
EP-fw	kg P eq.	3.64E-02	1.59E-04	2.11E-03	0.00E+00	0.00E+00	0.00E+00	0.00E+00	0.00E+00	0.00E+00	0.00E+00	4.02E-04	1.20E-03	3.04E-03	3.31E-04	3.04E-03
EP-mar	kg N eq.	2.38E-03	1.38E-05	6.89E-04	0.00E+00	0.00E+00	0.00E+00	0.00E+00	0.00E+00	0.00E+00	0.00E+00	3.34E-05	8.85E-05	2.11E-04	3.13E-05	2.11E-04
EP-ter	mol N eq.	1.83E+00	3.95E-02	3.34E-01	0.00E+00	0.00E+00	0.00E+00	0.00E+00	0.00E+00	0.00E+00	0.00E+00	4.44E-01	1.91E-01	7.29E-02	9.71E-02	7.29E-02
POCP	kg NMVOC eq.	4.95E-01	1.19E-02	9.22E-02	0.00E+00	0.00E+00	0.00E+00	0.00E+00	0.00E+00	0.00E+00	0.00E+00	1.22E-01	5.58E-02	2.05E-02	2.85E-02	2.05E-02
ADPE	kg Sb eq.	1.69E-04	3.98E-06	7.17E-06	0.00E+00	0.00E+00	0.00E+00	0.00E+00	0.00E+00	0.00E+00	0.00E+00	2.66E-06	1.58E-05	4.54E-06	3.08E-06	4.54E-06
ADPF	MJ, net calorific value	1.24E+03	3.36E+01	1.31E+02	0.00E+00	0.00E+00	0.00E+00	0.00E+00	0.00E+00	0.00E+00	0.00E+00	1.30E+02	1.34E+02	7.58E+01	7.87E+01	7.58E+01
WDP	m <sup>3</sup> world eq. deprived	8.43E+01	2.47E-01	-1.29E+00	0.00E+00	0.00E+00	0.00E+00	0.00E+00	0.00E+00	0.00E+00	0.00E+00	7.67E-01	1.16E+00	1.06E+00	3.80E+00	1.06E+00

## Parameters Describing Resource Use

		A1-A3	A4	A5	B1	B2	B3	B4	B5	B6	B7	C1	C2	C3	C4	D
PERE	MJ, net calorific value	5.27E+01	9.71E-01	5.56E+00	0.00E+00	0.00E+00	0.00E+00	0.00E+00	0.00E+00	0.00E+00	0.00E+00	7.59E-01	4.89E+00	8.29E+00	2.04E+00	8.29E+00
PERM	MJ, net calorific value	0.00E+00	0.00E+00	0.00E+00	0.00E+00	0.00E+00	0.00E+00	0.00E+00	0.00E+00	0.00E+00	0.00E+00	0.00E+00	0.00E+00	0.00E+00	0.00E+00	0.00E+00
PERT	MJ, net calorific value	5.27E+01	9.71E-01	5.56E+00	0.00E+00	0.00E+00	0.00E+00	0.00E+00	0.00E+00	0.00E+00	0.00E+00	7.59E-01	4.89E+00	8.29E+00	2.04E+00	8.29E+00
PENRE	MJ, net calorific value	1.26E+03	3.36E+01	1.31E+02	0.00E+00	0.00E+00	0.00E+00	0.00E+00	0.00E+00	0.00E+00	0.00E+00	1.30E+02	1.34E+02	7.58E+01	7.87E+01	7.58E+01
PENRM	MJ, net calorific value	0.00E+00	0.00E+00	0.00E+00	0.00E+00	0.00E+00	0.00E+00	0.00E+00	0.00E+00	0.00E+00	0.00E+00	0.00E+00	0.00E+00	0.00E+00	0.00E+00	0.00E+00
PENRT	MJ, net calorific value	1.26E+03	3.36E+01	1.31E+02	0.00E+00	0.00E+00	0.00E+00	0.00E+00	0.00E+00	0.00E+00	0.00E+00	1.30E+02	1.34E+02	7.58E+01	7.87E+01	7.58E+01
SM	kg	1.71E+02	0.00E+00	1.71E+00	0.00E+00	0.00E+00	0.00E+00	0.00E+00	0.00E+00	0.00E+00	0.00E+00	0.00E+00	0.00E+00	0.00E+00	0.00E+00	0.00E+00
RSF	MJ, net calorific value	3.14E+00	0.00E+00	3.14E-02	0.00E+00	0.00E+00	0.00E+00	0.00E+00	0.00E+00	0.00E+00	0.00E+00	0.00E+00	0.00E+00	0.00E+00	0.00E+00	0.00E+00
NRSF	MJ, net calorific value	5.22E+01	0.00E+00	5.22E-01	0.00E+00	0.00E+00	0.00E+00	0.00E+00	0.00E+00	0.00E+00	0.00E+00	0.00E+00	0.00E+00	0.00E+00	0.00E+00	0.00E+00
NFW	m <sup>3</sup>	2.30E+00	7.40E-03	1.19E-01	0.00E+00	0.00E+00	0.00E+00	0.00E+00	0.00E+00	0.00E+00	0.00E+00	1.99E-02	3.57E-02	4.31E-02	8.86E-02	4.31E-02

# Product Environmental Performance

EPD Registration Number

EPD-IES-0014767:001

## Additional Environmental Impact Indicators

		A1-A3	A4	A5	B1	B2	B3	B4	B5	B6	B7	C1	C2	C3	C4	D
PM	Disease incidence	6.65E-06	1.96E-07	1.68E-06	0.00E+00	0.00E+00	0.00E+00	0.00E+00	0.00E+00	0.00E+00	0.00E+00	2.45E-06	8.36E-07	3.49E-07	5.05E-07	3.49E-07
IRP	kBq U235 eq.	5.98E+02	1.77E-01	6.52E+00	0.00E+00	0.00E+00	0.00E+00	0.00E+00	0.00E+00	0.00E+00	0.00E+00	6.08E-01	7.66E-01	8.14E-01	3.64E-01	8.14E-01
ETP	CTUe	5.60E+02	7.09E+00	9.32E+00	0.00E+00	0.00E+00	0.00E+00	0.00E+00	0.00E+00	0.00E+00	0.00E+00	1.76E+00	2.34E+01	1.59E+00	1.49E+00	1.59E+00
HTPC	CTUh	7.67E-07	1.36E-08	1.89E-07	0.00E+00	0.00E+00	0.00E+00	0.00E+00	0.00E+00	0.00E+00	0.00E+00	6.36E-08	1.02E-07	6.31E-08	2.47E-08	6.31E-08
HTPNC	CTUh	1.27E-05	3.82E-07	9.15E-07	0.00E+00	0.00E+00	0.00E+00	0.00E+00	0.00E+00	0.00E+00	0.00E+00	2.46E-07	1.40E-06	2.91E-07	1.58E-07	2.91E-07
SQP	dimensionless	9.10E+02	5.96E+01	3.85E+01	0.00E+00	0.00E+00	0.00E+00	0.00E+00	0.00E+00	0.00E+00	0.00E+00	7.71E+00	2.18E+02	6.20E+01	1.47E+02	6.20E+01

## Other Environmental Information Describing Waste Categories

		A1-A3	A4	A5	B1	B2	B3	B4	B5	B6	B7	C1	C2	C3	C4	D
HWD	kg	0.00E+00	0.00E+00	0.00E+00	0.00E+00	0.00E+00	0.00E+00	0.00E+00	0.00E+00	0.00E+00	0.00E+00	0.00E+00	0.00E+00	0.00E+00	0.00E+00	0.00E+00
NHWD	kg	6.66E-02	0.00E+00	5.15E+00	0.00E+00	0.00E+00	0.00E+00	0.00E+00	0.00E+00	0.00E+00	0.00E+00	0.00E+00	0.00E+00	0.00E+00	5.15E+02	0.00E+00
RWD	kg	0.00E+00	0.00E+00	0.00E+00	0.00E+00	0.00E+00	0.00E+00	0.00E+00	0.00E+00	0.00E+00	0.00E+00	0.00E+00	0.00E+00	0.00E+00	0.00E+00	0.00E+00

## Environmental Information Describing Output Flows

		A1-A3	A4	A5	B1	B2	B3	B4	B5	B6	B7	C1	C2	C3	C4	D
CRU	kg	0.00E+00	0.00E+00	0.00E+00	0.00E+00	0.00E+00	0.00E+00	0.00E+00	0.00E+00	0.00E+00	0.00E+00	0.00E+00	0.00E+00	0.00E+00	0.00E+00	0.00E+00
MFR	kg	0.00E+00	0.00E+00	1.83E+01	0.00E+00	0.00E+00	0.00E+00	0.00E+00	0.00E+00	0.00E+00	0.00E+00	0.00E+00	0.00E+00	1.83E+03	0.00E+00	1.83E+03
MER	kg	0.00E+00	0.00E+00	0.00E+00	0.00E+00	0.00E+00	0.00E+00	0.00E+00	0.00E+00	0.00E+00	0.00E+00	0.00E+00	0.00E+00	0.00E+00	0.00E+00	0.00E+00
EE	kg	0.00E+00	0.00E+00	0.00E+00	0.00E+00	0.00E+00	0.00E+00	0.00E+00	0.00E+00	0.00E+00	0.00E+00	0.00E+00	0.00E+00	0.00E+00	0.00E+00	0.00E+00




## Extra Indicators

		A1-A3	A4	A5	B1	B2	B3	B4	B5	B6	B7	C1	C2	C3	C4	D
CC	kg CO <sub>2</sub> eq.	7.55E+01	0.00E+00	6.90E-01	-2.98E+00	0.00E+00	0.00E+00	0.00E+00	0.00E+00	0.00E+00	0.00E+00	0.00E+00	0.00E+00	-1.03E+00	0.00E+00	0.00E+00
CWRS	kg CO <sub>2</sub> eq.	3.92E-03	0.00E+00	3.92E-05	0.00E+00	0.00E+00	0.00E+00	0.00E+00	0.00E+00	0.00E+00	0.00E+00	0.00E+00	0.00E+00	0.00E+00	0.00E+00	0.00E+00
CWNRS	kg CO <sub>2</sub> eq.	4.42E+00	0.00E+00	4.42E-02	0.00E+00	0.00E+00	0.00E+00	0.00E+00	0.00E+00	0.00E+00	0.00E+00	0.00E+00	0.00E+00	0.00E+00	0.00E+00	0.00E+00
GWP-prod	kg CO <sub>2</sub>	0.00E+00	0.00E+00	0.00E+00	0.00E+00	0.00E+00	0.00E+00	0.00E+00	0.00E+00	0.00E+00	0.00E+00	0.00E+00	0.00E+00	0.00E+00	0.00E+00	0.00E+00
GWP-pack	kg CO <sub>2</sub>	0.00E+00	0.00E+00	0.00E+00	0.00E+00	0.00E+00	0.00E+00	0.00E+00	0.00E+00	0.00E+00	0.00E+00	0.00E+00	0.00E+00	0.00E+00	0.00E+00	0.00E+00

# References



# Program Information

<b>EPD Owner</b>	Hanson Construction Materials Pty Ltd L14, 35 Clarence St, Sydney NSW 2000 Phone: 1300 136 464 Online: hanson.com.au	
<b>Programme Operator</b>	EPD International AB Box 210 60 SE-100 31 Stockholm Sweden Online: www.environdec.com Email: info@environdec.com	
<b>Regional Programme</b>	EPD Australasia, 315a Hardy St, Nelson 7010 New Zealand Online: epd-australasia.com Email: info@epd-Australasia.com	
<b>Process EPD Certified By</b>	Katherine McFeaters  Epsten Group, Inc. 101 Marietta St. NW, Suite 2600, Atlanta, Georgia 30303, USA <a href="http://www.epstengroup.com">www.epstengroup.com</a> Accredited by: A2LA, Certificate #3142.03	
<b>Product Category Rules</b>	CEN standard EN 15804:A2 (PCR 2019:14 Construction Products, Version 1.3.4) served as the core PCR. Environdec c-PCR-003 Concrete, concrete elements (EN 16757:2023) served as sub-PCR.	
<b>EN 15804 PCR Review</b>	The Technical Committee of the International EPD®System. Chair: Claudia A. Peña. The review panel may be contacted via <a href="mailto:info@environdec.com">info@environdec.com</a> .	
<b>EPD Registration Number</b>	EPD-IES-0014767:001	
<b>Independent Verification of the Declaration and Data, According to ISO 14025:</b>	<input checked="" type="checkbox"/> EPD process certification <input type="checkbox"/> EPD verification	
<b>Valid From</b>	2024-08-26	
<b>Valid To</b>	2029-08-26	
<b>Version</b>	1.0 2024-08-26	
<b>Description of Version Differences (if NOT VERSION 1.0)</b>	N/A	
<b>Geographical Scope</b>	Queensland - Brisbane	
<b>Important Notes</b>	EPDs within the same product category but from different programmes may not be comparable. EPDs of construction products may not be comparable if they do not comply with EN 15804.  The EPD Owner maintains full ownership, liability and responsibility for the EPD.	
<b>Product Group Classification</b>	UN CPC 88 - Concrete, cement and plaster article manufacturing services	
<b>ANZSIC Classification</b>	2033 Ready Mix Concrete Manufacturing	



# References

- 1) Australian Life Cycle Assessment Society. (2015). *Australian Life Cycle Inventory Database Initiative*. Retrieved from <http://www.auslci.com.au>
- 2) National Waste Report. (2022). <https://www.dcceew.gov.au/environment/protection/waste/publications/national-waste-reports>. Canberra: Department of Climate Change, Energy, the Environment and Water.
- 3) Ecoinvent. (2018, August 23). *ecoinvent 3.5 (database)*. Retrieved from <https://www.ecoinvent.org/database/older-versions/ecoinvent-35/ecoinvent-35.html>
- 4) EPD International. (2024). *General Programme Instructions for the International EPD® System v5.0*. Retrieved from [envirodec.com](http://envirodec.com)
- 5) EPD Australasia Regional Annex (2024) – Version 4.2 Retrieved from [epd-australasia.com](http://epd-australasia.com)
- 6) European Committee for Standardisation (CEN). (2022). EN 16757:2022: Sustainability of construction works - Environmental product declarations - Product Category Rules for concrete and concrete elements.
- 7) European Committee for Standardisation (CEN). (2017, February). EN 16908:2017: Cement and building lime - Environmental Product Declarations - Product Category Rules complementary to EN 15804. Brussels.
- 8) European Committee for Standardisation (CEN). (2019). EN 15804:2012+A2:2019: Sustainability of construction works - Environmental product declarations - Core rules for the product category of construction products. Brussels.
- 9) Google. (n.d.). *Google Maps*. Retrieved from <https://www.google.com.au/maps/>
- 10) International Organization for Standardization. (2015). *ISO 14020 Environmental Labels and Declarations - General Principles*.
- 11) International Organization for Standardization. (2017). *ISO 14025 Environmental Labels and Declarations - Type III Environmental Declarations - Principles and Procedures*.
- 12) International Organization for Standardization. (2020). *ISO 14044 Environmental Management - Life Cycle Assessment - Requirements and Guidelines*.
- 13) McConnell, D., Holmes a Court, S., Tan, S., & Cubrilovic, N. (2022). *OpenNEM*. Retrieved 2023, from <https://opennem.org.au/>
- 14) Quantis. (2023). *GCCA's Industry EPD Tool for Cement and Concrete*. Retrieved from <https://concrete-epd-tool.org/>
- 15) Green Star Mat-4 Concrete Credit User Guide (2012). Retrieved from [Mat-4 \(gbca.org.au\)](http://Mat-4.gbca.org.au)

# BUILDING COMMUNITY



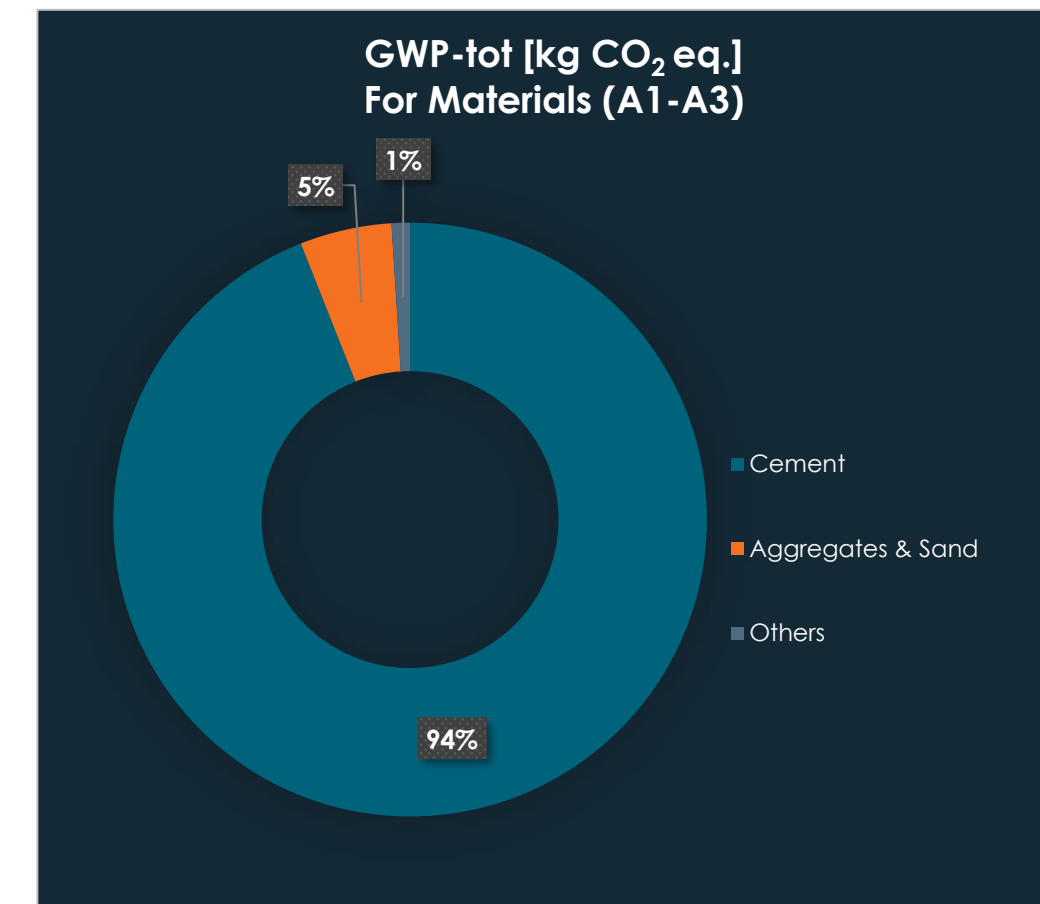
FIND OUT MORE >



# CO<sub>2</sub> Baseline

## CO<sub>2</sub> Baseline(simulated): 40 MPa

- Due to the lack of an industry wide CO<sub>2</sub> baseline, we simulated our own baseline mixes:
  - Based on the Green Star Mat-4 Concrete Credit User Guide (2012)
  - Cement reference values were added to the GCCA concrete EPD tool
  - Default values (Australia specific)
- The background information (incl. assumptions, generic mix designs) can be downloaded here: <https://hanson.com.au/background-gs-benchmarks.zip>



Material	Quantity	Travel Distance
Cement	440 kg	Truck: 100 km, Rail: 100 km
Aggregates & Sand	1821 kg	Truck: 90 km
Water	197 L	
Admixtures	3 L	Truck: 100 km, Rail: 600 km

# CO<sub>2</sub> Service Offer



CO<sub>2</sub> is set to become a crucial budgeting currency in the construction sector. As such, it must be managed accordingly. Most provided embodied carbon emission data out there is based on estimates and typically handed over to the customer before a project starts.

At Hanson, we believe there's a better way to communicate carbon values, which also eliminates the current gap of carbon monitoring options during the construction phase in the market:

- 1) Pre-project:** Predicting - We can provide you indicative CO<sub>2</sub> values for your specific project with our 3<sup>rd</sup> party verified CO<sub>2</sub> calculator (targeted & fast & reliable).
- 2) Running project:** Monitoring - You get regular updates of your deliveries and how you track towards your carbon targets (no more surprises).
- 3) Post-project:** Verification - You'll receive a final report and a project-specific EPD based on actual deliveries (highest accuracy).